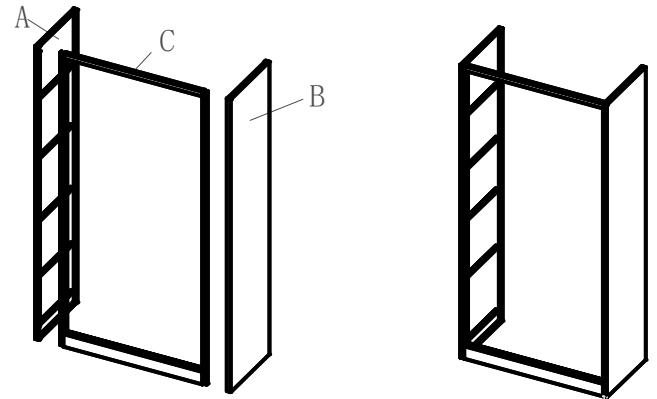


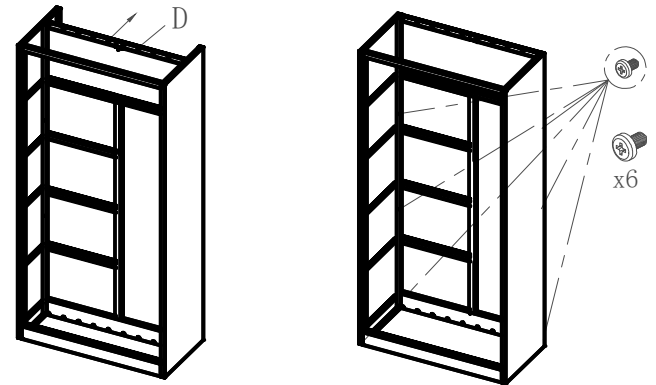
ASSEMBLE INSTRUCTION

Part ID	Description	Illustration	Qty
A	Left Side Panel		1
B	Right Side Panel		1
C	Front frame		1
D	Rear Wall		1
E	Top		1
F	Bottom		1
G	Middle Side Panel		1
H	Shelf		1
I	Small Shelf		3
J	Cloth rod		1


1.Link A,B with C




2.Link D with A,B
fix by screws



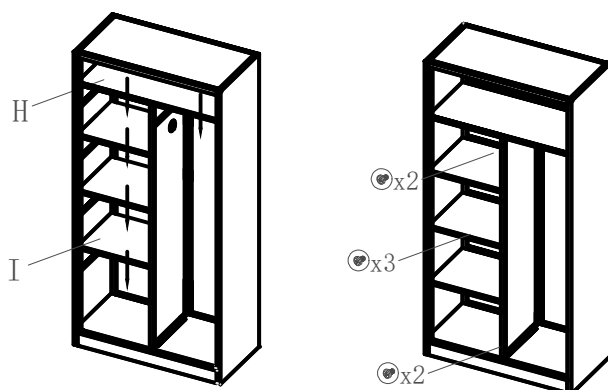
3.Install E,F, into body of cabinet
fix by screws



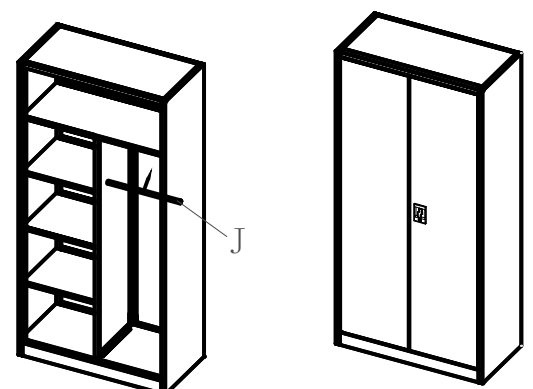
4.Install G into body of cabinet
fix by screws



5.Install H into body of cabinet



6.Install I into body of cabinet



●x2

●x3

●x2

J